


Driving Safely Around Atlanta's Road Work Zones

1 Slow Down




You will see speed limit signs before you come to the work zone. Driving at slower speeds means that you have more time to stop if you need to. It also means that any collisions that occur may not be as severe as they would if you were traveling at higher speeds.

Look for Signs 2

Stay alert and watch for road signs that tell you what to do. Signs may be worded or simply lighted arrows. No matter what form the signs take, be sure you are looking for them and following their instructions.



3 Merge Early



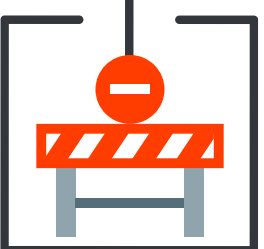
Directions are provided in plenty of time for drivers to move over safely. Start attempting to merge as soon as you see the signs that indicate you need to do so. Avoid cutting into traffic at the last second.

Drive Defensively 4

Be prepared for other people to make mistakes. Keep a decent amount of distance between your vehicle and any traffic barriers. Watch out for other drivers operating erratically, and be prepared to react appropriately.



5 Expect to Be Delayed



If you know that there is a work zone along your commute, be prepared for delays. If you're going to be running into one on your way home, know that you may get home late. You may want to look for an alternate route depending on how long the delays are.

Learn more at:

HaugLawGroup.com

